

**LANGUAGE**

**INTERVIEWER FILLS IN:**

**2.3.1** Language interview is conducted in: \_\_\_\_\_

**2.3.2** What languages do you speak at home? : \_\_\_\_\_

--	--

- |                |           |
|----------------|-----------|
| 1= English     | 4= Zulu   |
| 2= Xhosa       | 5= Tswana |
| 3= Afrikaans   | 6= Sotho  |
| 7= Other _____ |           |

**2.10.4** Language proficiency

**INSTRUCTION:**

Code: Proficient = 1; Partly Proficient = 2; Unable to speak/ read/write = 3

<i>Please tell me if you can ...</i>	<i>Read</i>	<i>Write</i>	<i>Speak</i>
<b>Language of the interview</b>			
<b>Afrikaans</b>			
<b>English</b>			

**2.11 EDUCATIONAL STATUS**

**2.4.1 Have you attended school?** Yes =1 No =2

**2.4.2 How much schooling have you completed?** (Fill in appropriate number)

- no formal schooling = 1
- formal schooling but never completed primary school = 2
- formal schooling, completed primary school but never completed secondary/high school = 3
- completed secondary/high school = 4

**2.4.3 Did you receive any training, skills or further education after school?** Yes =1 No =2

2.11.3.1 **If yes, specify:** (Tick the appropriate box)

Have a diploma in a trained skill/vocation Yes =1 No =2

Completed university, college of technical degree Yes =1 No =2

Other (Specify): \_\_\_\_\_

**2.11.3.2 What is your occupation?**

\_\_\_\_\_

**2.12 EMPLOYMENT DETAILS**

**2.5.1 Are you employed?**

Yes =1 No =2

If **YES** go to 2.5.3

**2.5.2 What do you do for a living?**

-----  
-----  
-----

**2.5.3 What is your current job title or occupation?**

-----

**2.5.18 Please describe what you do in your current job?**

-----  
-----

**2.5.19 What type of industry do you work in?**

-----

**2.6 WORK EXPERIENCE**

**2.6.1 Have you ever used or worked with the following? Yes =1 No =2**

Vibrating tools (eg. Drill, jackhammer) .....	<input type="checkbox"/>
Hot water .....	<input type="checkbox"/>
Electrical Equipment .....	<input type="checkbox"/>
Chemicals .....	<input type="checkbox"/>
Heavy vehicles (e.g. trucks, tractor, forklift, crane) .....	<input type="checkbox"/>

**2.6.3 How would you find out about the hazards of a chemical you were working with? (Tick the appropriate box – first unprompted, then prompted)**

**FILL IN Yes =1, No =2, DK =3**

**Key: DK = don't know**

Unprompted	Code	Prompted	Code
Label		Label	
SDS		SDS	
Co-workers		Co-workers	
Supervisors		Supervisors	
Training		Go for Training	
Occupational Health personnel		Occupational Health Personnel	
Other specialist personnel		Other specialist Personnel	
Trade Union office		Trade Union office	
Public information service (e.g. Poison Centre)		Public information service (e.g. Poison Centre)	
Other: (Specify)_____		Other: (Specify)_____	

**2.6.3 If you use a chemical at work, what kind of information do you feel there should be on the chemical containers to protect your own health and safety?**

-----

-----

-----

**2.14 ACUITY AND COLOUR BLINDNESS**

**INTERVIEWER:**

- For colour blindness tests: use Ishihara plates (Question 2.7.1)
- For visual acuity tests: use Snelllem's E (Question 2.7.2)..

**2.7.1 Test for Colour Blindness**

*Some people have difficulty seeing certain colours, although this does not cause problems for the person, this may be a problem when colour is used on products. We would now like to test you for colour blindness.*

Respondent sees 8 + 29	=	not colour blind	Tick NO
Respondent sees 3 + 70	=	colour blind)	Tick YES

2.7.1.1. Is the respondent colour blind? Yes =1 No =2

**2.14.2 Test for Visual Acuity**

3.7.2.1 Is the respondent wearing glasses Yes =1 No =2

2.7.2.2 Do you usually wear spectacles/glasses? Yes =1 No =2

<i>We would also like to see how well you see from a distance</i>			
Can see at distance 6/12		Tick YES	
Cannot see at distance 6/12		Tick NO	

2.7.2.3 Does the respondent have adequate visual acuity (i.e., 6/12)? Yes =1 No =2

- Thank you very much for your effort.
- We will now proceed with the next set of questions.

**End of Module 2**

## MODULE 3: RECALL, READING AND COMPREHENSIBILITY OF LABELS

(For Consumer Sector)

**BE SURE TO HAVE THE FOLLOWING BEFORE STARTING:**

- ⇒ Stopwatch
- ⇒ Label            SALOC (danger) =1    BAYETONE (Warning) = 2
- ⇒ Container

- **INSTRUCTION:**
- **Randomly select a label**
- **Time for 60s and take label back**

### 10.0 LABEL USED:

Label 3.1	<b>SALOC</b>	<b>Danger</b>	<b>= 1</b>	<input type="checkbox"/>
Label 3.2	<b>BAYETONE</b>	<b>Warning</b>	<b>= 2</b>	

### 3.1 ATTENTION TO LABEL

- *I am going to ask you some questions.*
- *If you do not understand some of the words I use, I will explain them to you.*
- *Please do not be shy to ask me to explain the question to you.*
- *Please have a look at this. I am going to give you some time to look at this and I will ask you some questions about this*

**INTERVIEWER FILLS IN: Time subject:**

The respondent is allowed to look at the label for 60 seconds.

3.1.1	If subject looks at the label for 60s	=1	<input type="checkbox"/>
3.1.2	If subject stops looking at the label before 60s	=2	

### 3.2 FAMILIARITY WITH THE LABEL

**3.2.1 Have you ever seen this before?**

(Point to the label) Tick the correct box

Yes =1	No =2	Not sure =3
--------	-------	-------------

➤ NB: If "YES", GO TO 3.2.2

➤ NB: If "NO" ... EXPLAIN THAT THIS IS A LABEL  
(Do not ask 3.2.2)

**3.23.2 What do you call this?** (Point to the label)

Label =1	Other name =2	Don't know =3
----------	---------------	---------------

▪ NB: TAKE BACK THE LABEL

**3.24 RECALL**

**INSTRUCTION:**




- Ask respondent what they can remember on the label - DO NOT PROMPT
- After you mark what they remember under "without prompts" then proceed to ask if they remembered the items not mentioned under "prompted".
- Put answers on Table 3.3.

**3.3.1 What do you remember was on the label?** [Tick appropriate box in Table 3.3 under "Unprompted" – 3.3.1]

**3.24.2 Do you remember any of the following on the label?** [Tick appropriate box in Table 3.3 under "Prompted" – 3.3.2]

**Table 3.3**

3.3.1 3.3.2

		Without prompts Code=1	Prompted Yes =1 No =2
<b>Identifier</b>	1. BAYETONE/SALOC		
	2. Other (specify)		
<b>Symbols</b>	3. 		
	4. 		
	5. 		
	6. Other (specify)		
<b>Signal Word</b>	7. DANGEROUS/ WARNING		
	8. Other (specify)		

<b>Statement</b>	9 Hazard Information		
	10. Active Ingredient Acetone		
	11. Quart: 32 Fl.Oz		
	12. Harmful or fatal if sw allowed		
	13. Work in adequate ventilation		
	14. Avoid prolonged or repeated breathing of vapour		
	15. Causes skin and eye irritation		
	16. May cause reproductive effects		
	17. In case of emergency call 021-93346887		

	18. Wear eye protection, suitable gloves and apron when handling this chemical		
	19. Protect from freezing		
<b>First Aid &amp; Treatment</b>	20. In case of contact, immediately flush eyes or skin with water		
	21. Remove contaminated clothing and shoes		
	22. Remove to fresh air		
	23. If not breathing, give artificial respiration		
	24. If swallowed, do not induce vomiting		
	25. If conscious, give large amounts of water		
	26. Causes skin and eye irritation		
	27. If breathing is difficult, give oxygen		
	28. If not breathing, give artificial respiration		
	29. Empty, uncleaned drums can still be DANGEROUS		
	30. Keep labeled until decontaminated, only then remove label		
	31. IN CASE OF EMERGENCY		
	32. Call appropriate Emergency Services		
	33. Other (specify)		

**INSTRUCTION:** Return the label to the subject




➤ *Thank you. Here is the label again.*

### 3.25 SEQUENCE OF READING

3.4.1 Can you remember what you looked at first when I first gave you the label? [Write answer In Table 3.4 below]

➤ What did you look at next? (Keep asking until they can't remember any more)

Table 3.4

		Code
<b>Identifier</b>	1. BAYETONE/SALOC	
<b>Symbols</b>	3. 	
	4. 	
	5. 	
<b>Signal Word</b>	7. DANGEROUS/ WARNING	
<b>Statement</b>	9 Hazard Information	
	10. Active Ingredient Acetone	
	11. Quart: 32 Fl.Oz	
	12. Harmful or fatal if swallowed	
	13. Work in adequate ventilation	
	14. Avoid prolonged or repeated breathing of vapour	
	15. Causes skin and eye irritation	
	16. May cause reproductive effects	
	17. In case of emergency call 021-93346887	

	18. Wear eye protection, suitable gloves and apron when handling this chemical	
	19. Protect from freezing	
<b>First Aid &amp; Treatment</b>	20. In case of contact, immediately flush eyes or skin with water	
	21. Remove contaminated clothing and shoes	
	22. Remove to fresh air	
	23. If not breathing, give artificial respiration	
	24. If swallowed, do not induce vomiting	
	25. If conscious, give large amounts of water	
	26. Causes skin and eye irritation	
	27. If breathing is difficult, give oxygen	
	28. If not breathing, give artificial respiration	
	29. Empty, uncleaned drums can still be DANGEROUS	
	30. Keep labeled until decontaminated, only then remove label	
	31. IN CASE OF EMERGENCY	
	32. Call appropriate Emergency Services	

### 3.26 PERCEPTION OF DANGER

**INSTRUCTION:**

- *Explain to subject : "I would like you to answer the next question on a scale from 1 to 3"*
- *Explain or write on a piece of paper the following rating scale for the respondent to use:*

1 = not dangerous at all  
2 = dangerous  
3 = very dangerous



**3.5.22** *On a scale of 1 (not dangerous at all) to 3 (very dangerous), how dangerous do you feel this product is?*

Ring the appropriate number

1	2	3
---	---	---

**3.5.23** *Why do you say so?*

-----  
-----  
-----

--	--

**3.5.24** *On a scale of 1 (not dangerous at all) to 3 (most dangerous), how dangerous do you feel this product/chemical is for a child?*

Ring the appropriate number

1	2	3
---	---	---




### 3.6 COMPREHENSION OF LABEL ELEMENT

#### 3.6.1 I am now going to point out different elements on this label.

- I will need you to please tell me what you think these elements mean to you and
- Then I would like you to tell me whether you think other consumers will understand this symbol.

**INSTRUCTION:**  
 ⇒ Point to the element in the label, as indicated on chart below  
 ⇒ Fill in the meaning of the symbol exactly as the subject describes it.  
 ⇒ Then fill in how the subject believes consumers will understand the hazard statement

**FOR OFFICE USE ONLY**  
**Correct =1      Partially Correct =2**  
**Incorrect =3      Critical Confusion =4**  
**Don't know =5**

Point to Element	Meaning <i>What does this symbol mean to you?</i>	<i>Do you think other consumers will understand this symbol?</i> Yes =1 No =2 DK= 3
	<input type="checkbox"/>	
	<input type="checkbox"/>	
	<input type="checkbox"/>	
Signal word: <b>DANGER / WARNING</b>	<input type="checkbox"/>	

### 3.7 DANGER / WARNING STATEMENTS

- Please look at the section of label that says "Hazard Information."

➤ Please read (or I will read to you) the information listed under "Hazard Information."

➤

**3.7.1 Are there any words in these sentences that you don't understand?**

Yes=1 No=2

If **NO** go to Question 3.7.2

**3.7.1.1 If "YES", please tick the words you don't understand.**

Word	Don't understand Code=1
Adequate	
Artificial respiration	
Barrier cream	
Contaminated	
Conscious	
Copious	
Flammable	
Flush	
Fl Oz	
Induce	
Ingestion	

Word	Don't understand Code=1
Immediately	
Inhalation	
Oxygen	
Protect	
Quart	
Treatment	
Inhalation	
Vapour	
Ventilation	

Look at the phrase "**Work in conditions of adequate ventilation.**"

**3.7.9** What are conditions of adequate ventilation?

-----

**INSTRUCTION:**

If subject struggles to understand what you mean, explain that you want to know what would be a good working environment to make sure the person doesn't breathe in too much of the chemical.

Look at the phrase "**Avoid prolonged or repeated breathing of vapour.**"

**3.7.10 How long is "prolonged"?** (Ask subject to give a time period)



1. minutes	
2. hours	
3. days	
4. weeks	
5. months	

**3.7.3.8 How many times is 'repeated' breathing of the vapour?**

**INSTRUCTION:** If respondent is having difficulty in answering the above question. Ask "How many times is it dangerous to breathe the vapour?"

Length of Time	Code = 1
1. 1 time	
2. 2-5 times	
3. 6-10 times	
4. 11-20 times	
5. 20-50 times	
6. Indefinite	
14. Other – specify	



- I am now going to read out different hazard statements found on this label.
  - I will need you to please tell me what you think these phrases mean and
  - then I would like you to tell me whether you think others/other workers will understand this phrase.

**INSTRUCTION:**

- ⇒ Read out to the subject the hazard statement from the label, as indicated on chart below
- ⇒ Fill in the meaning of the hazard statement as the subject describes it
- ⇒ Fill in how the subject believes other consumer will understand the hazard statement

**OFFICE USE ONLY**

**Correct = 1**  
**Partially Correct = 2**  
**Incorrect = 3**  
**Critical Confusion = 4**  
**Don't know = 5**

**3.7.4 Meaning of hazard statement**

<b>Hazard Statement</b>	<b>Meaning</b> <i>What does this phrase mean to you?</i>	<b>Will other consumers understand this phrase?</b> Yes =1 No =2 DK = 3
Work in conditions of adequate ventilation	<input type="checkbox"/>	
Do not induce vomiting	<input type="checkbox"/>	
In case of contact, immediately flush eyes or skin with copious amounts of water	<input type="checkbox"/>	
If not breathing give artificial respiration	<input type="checkbox"/>	
If breathing is difficult, give oxygen	<input type="checkbox"/>	

**3.8 FAMILIARITY WITH THE LABEL (II)**

Tick the correct box

**3.8.1 How many times have you read any label in the last year?**

Never	=1
A few times (<10)	=2
Many times/ regularly (>10)	=3

IF "NEVER" end the Module here.

**3.8.8 How many times in the last year have you used any information on a label?**

Tick the correct box

Never=1
A few times (<10) =2
Many times/ regularly (>10) =3

**3.8.3 Can you remember the last time you used the information on a label?**

**3.8.4 If YES, what did you used it for?**

-----  
-----  
-----

*Thank you very much for your effort.*

- *Please pass me the label back*
- *Thank you very much for your effort*

**This is the end of Module 3**

**MODULE 4: RATING AND UNDERSTANDING OF HAZARDS:  
COLOURS AND SYMBOLS**

**(ALL SECTORS)**

**INSTRUCTION:** This is the section on COLOURS.  
Show labels 4.1 to 4.4. The subject has up to 60s to look at the 4 labels

**INTERVIEWER FILLS IN:**  
The respondent is allowed to look at the labels for 60 seconds - TIME  
➤ Subject looks at the labels for 60s =1  
➤ Subject stops looking at the labels before 60s =2

**4.1 HAZARD RANKING – COLOUR**

➤ *Please have a look at these labels.*

**4.1.1 Which label do you think is for the most dangerous chemical?  
Which label do you think is for the least dangerous chemical?  
Please place all labels in order of hazard.**

**INSTRUCTION:** Enter the rank order for all 4 labels. (4.1= most dangerous  
4.4 = least dangerous)

Label with Colour:	Rank Order (1=most dangerous; 4 = least dangerous)
Red	
Yellow	
Blue	
Green	



**Unable to rank code=1**

**INSTRUCTION:** Do not take back the label. Point to the specific label identified as being most dangerous. Ask questions below.

**4.9 HAZARD COMPREHENSION AND INTENTION TO BEHAVE**

Colours

**4.2.1. Will the colour on the label influence the way you would use this product/chemical?**

Yes=1 No=2

Explain .....

---

**INSTRUCTION:** Take back the labels. Move on to the next section

➤ *Please return the label to me.*

**INSTRUCTION:** This is the section on SYMBOLS. Use the labels 4.5 to 4.8. Give the labels to the respondent







Symbols

**4.9.2 (Point to the symbols on the label) What do you think symbol on the label means?**



---

**OFFICE USE ONLY**  
**1=Correct**  
**2=Partly Confused**

Table 4.3a for General Usage

Symbol	Explanation
1 	
2 	
3 	
4 	
5.  Skin Irritant	
6.  Reproductive	



<p>7.</p>  <p><b>Carcinogenic</b></p>	
<p>8.</p> 	



**INSTRUCTION:** This is the section on SIGNAL WORDS.  
Show labels 4.9 and 4.10. The subject has up to 60s to look at the 2 labels

**INTERVIEWER FILLS IN:**

The respondent is allowed to look at the labels for 60 seconds - TIME

- Subject looks at the labels for 60s =1
- Subject stops looking at the labels before 60s =2



**4.10 HAZARD RANKING “Signal word”**

- *Please have a look at these labels.*

**4.10.1 Which label do you think is for the more dangerous chemical?**

Label	Enter the rank order 1= More dangerous 2= Less dangerous
Danger	
Warning	

4.10.2 Unable to rank (code =1)

**4.11 HAZARD COMPREHENSION AND INTENTION TO BEHAVE**

Signal words

4.4.1. Will the Words **DANGER** or **WARNING** influence the way you would use this product/chemical?

Yes=1 No=2

Explain:

4.4.2 Danger

4.4.3 Warning

**End of Module 4.**

**MODULE 5: COMPREHENSION OF HAZARD SYMBOLS  
(ALL SECTORS)**

**5.1 ASSOCIATING SYMBOLS WITH HAZARD CLASS**

**INSTRUCTION: Give the subject labels 5.1 to 5.5**

- *Here is a set of labels.*
- *I am going to ask you some questions. If you do not understand some of the words I use, I will explain them to you. Please do not be shy to ask me to explain the question to you.*

**INSTRUCTION:  
Allow the subject up to 90s to decide on each choice or choices of labels and mark the answers on the table below.**

- *I am going to ask you to identify a hazard from a label.*
- *You can use one or more labels if you wish.*

**INSTRUCTION:**

1. Tick the blocks for the labels 5.1 to 5.5 chosen by the respondent as representing the hazard.

2. If more than one label is chosen per answer, mark all the labels chosen.

3. If subject doesn't know how to answer, irrespective of whether they asked for an explanation, Code 1 in the column DK - "don't know"

Question	DK	Description	5.1	5.2	5.3	5.4
	<b>Code =1</b>	<b>Tick in the boxes below if you explain Code = 1</b>				
<b>5.1.1 Which label or labels do you think identifies a chemical that is oxidizing?</b>		An oxidising chemical is one that reacts with oxygen to form a different chemical <input type="checkbox"/>				
<b>5.1.2 Which label or labels do you think identifies a chemical that is flammable?</b>		A flammable chemical is one that can burn <input type="checkbox"/>				
<b>5.1.3 Which label or labels do you think identifies a chemical that is corrosive to metal?</b>		A corrosive chemical is one that can cause damage to metal <input type="checkbox"/>				
<b>5.1.4 Which label or labels do you think identifies a chemical that is an environmental hazard?</b>		An environmental hazard is a chemical that can damage plants, animal and insect life <input type="checkbox"/>				
<b>5.1.5 Which label or labels do you think identifies a chemical that is explosive?</b>		An explosive chemical is one that cause an explosion <input type="checkbox"/>				
<b>5.1.6 Which label or labels do you think identifies a chemical that is a carcinogen?</b>		A carcinogen is a chemical that can cause cancer <input type="checkbox"/>				

5.1.7 Which label or labels do you think identifies a chemical that is skin irritant?		A skin irritant is a chemical that can cause skin rashes and irritation <input data-bbox="976 190 1031 235" type="checkbox"/>				
5.1.9 Which label or labels do you think identifies a chemical with reproductive effect?		A reproductive hazard is a chemical that can cause problems for people's <input data-bbox="976 340 1031 385" type="checkbox"/> to have children				
5.1.10 Which label or labels do you think identifies a compressed gas?		A chemical that is packaged under pressure and is <input data-bbox="976 510 1031 555" type="checkbox"/> entirely gaseous at $-50^{\circ}\text{C}$				

## 5.2 HAZARD SYMBOLS PLUS TEXT

**INSTRUCTION:** Ask the following question pointing to the flammable icon

*If you see a label with this symbol*

**5.2.1** What should you do if you see this symbol?

---



---

--	--

**5.2.2** What should you not do if you see this symbol?

---



---

--	--

➤ Thank you for your effort.

➤ Please pass the labels back to me.

**End of Module 5.**

**MODULE 7: PICTOGRAM COMPREHENSION - ADDITIONAL TESTING**

**(CONSUMER AND AGRICULTURE SECTORS)**

**INSTRUCTION:** Use the labels alabel 7.1 and alabel 7.2. Give both labels to the subject and administer all the questions in this module.

- *I am going to ask you some questions about these labels.*
- *If you do not understand some of the words I use, I will explain them to you. Please do not be shy to ask me to explain the question to you.*
- *Please have a look at these labels.*

**7.1 IDENTIFICATION OF INFORMATION**

**7.1.1** *What is the name of this chemical on alabel 7.1?*

-----












**7.1.2** *What is the name of this chemical on alabel 7.2?*





-----

## 7.2 UNDERSTANDING OF ADVISORY PICTOGRAMS (PESTICIDES)

INSTRUCTION: Point to each pictogram on the label in turn and ask the following question:

7.2.8 What does this picture on the label mean to you?

Pictogram	Explanation	Does not know
		
		
		
		
		
		
		
		
		
		
		

		
		
		
 30/12/2005		

*Thank you very much for your effort.*

➤ *Please pass me back the labels*

***End of Module 7.***

## Module 10 - Post Interview With Training (Consumer)







### 10.1 Explanation of the Hazard Communication Elements.





INSTRUCTION: Provide the subject with label 10

- *Here is a label.*
- *I am going to explain this label to you.*
- *You are welcome to ask me any questions about this label as we go along.*

#### TRAINING INSTRUCTION:

- Provide subject with a brief explanation of all the elements in the label, allowing for questions.
  - When the explanation is completed and the subject has no further questions, retrieve the label.
- 
- Point to the **trade name** on the label (Zampac) and explain that there are different chemical names for the same active ingredient. The trade name is the company's name for the chemical
  - Point to the **active ingredient** on the label (acetone) and explain that this is the main ingredient in the chemical. The label information is about the active ingredient.
  - Point to the Hazard information section and explain that this section of the label lists important information on how the chemical may harm you. Point to each hazard statement and explain.
  - Point out and explain what to do in case of an emergency.
  - Point out and explain information under signal word and other warning information listed under hazard information.

Point to elements of label 10.1 and explain what they mean	Means
	Skull & X-bones Danger. This chemical may be dangerous.
	Flammable A flammable chemical is one that can burn and catch fire.
	<b>Environmental Hazard</b> An environmental hazard is a chemical that can damage plants, animal and insect life
	Explosive An explosive chemical is one that cause an explosion –blow up.
	Acute Hazard This chemical may cause you to have immediate health effects/reactions when exposed to it.
	Chronic hazard This chemical will cause long term health effects/reactions when exposed to it .
 Reproductive	<b>A reproductive hazard</b> is a chemical that can cause problems for people’s ability to have children This is an (example of chronic hazard)

 Carcinogenic	<b>Carcinogen</b> means a chemical substance or a mixture of chemical substances, which induce cancer or increase its incidence. This is an (example of chronic hazard)
	Oxidizing An Oxidising chemical is one that reacts with oxygen to form a different chemical.
	<b>Compressed gas</b> A gas which when packaged under pressure is entirely gaseous at -50 °C.
	Corrosive A corrosive chemical is one that can damage metal and skin.
Signal word <b>DANGEROUS</b>	This chemical is dangerous and may affect your health if you are not protected from exposure.
Signal word <b>WARNING</b>	This chemical may affect your health if you are not protected from exposure. The risk from a chemical marked 'danger' is higher than a chemical marked 'warning'

*Thank you. Please give me back the label.*

➤ *I would now like to ask you some questions now about your past experience with chemicals.*

NB: Take back the label!

## 10.2 Exposure to chemicals

**INSTRUCTION:**  
The rating scale used in the next question is:

1 = not at all/never  
 2 = sometimes  
 3 = a great deal/always/often

	1	2	3
10.2.1 How often do you use household chemicals at home?			
10.2.1 How often does someone else at home use household chemicals?			
10.2.3 In your current job, how often do you use chemicals?			
10.2.4 Sometimes you might be exposed to a chemical that someone else is using. In your current job, how often are you exposed to chemicals that someone else is using?			

**INSTRUCTION:** Use the prompts below to construct a work history for the subject. The questions will enable you and the subject to construct a timeline of all the subjects' past jobs, the years worked in each job and the number of years being exposed to chemicals.

**10.2.5 Work experience**

**10.2.5.1 Can you remember your very first job?**

- Try to remember the very first work that you did?
- What was that job? What did you do in that job? What was the next job you did?
- Please carry on to name all the jobs you have ever had before.
- Now for all the jobs, tell me what you did in that job and how long you worked in these jobs.

**10.2.5.2 Now I am going to go back to each job you did before.**

- **Tell me about your first job.**

- Did you work with, or were you exposed to chemicals in that job?
- In your second job, did you work with, or were you exposed to chemicals in that job?
- Please carry and tell me about whether you worked with, or were exposed to chemicals in each job?

➤ Timeline:

Job	Question 10.2.5.1			Question 10.2.5.2		
	10.2.5.1 Type of job	What did you do in this job?	Number of years at the job	Where you exposed to Chemicals. Yes=1 No=2		If yes Number of years exposed to chemicals at each job. Code = 1
1						
2						
3						
4						
5						
6						
7						
8						
9						
10						

**INSTRUCTION:**

- Confirm that the last job entered in the table is their current job. If so, circle the last job. If it is not their current job, continue questions about their work history till you have their current job, which you then circle.
- Transfer the number of years worked in a job ONLY for those jobs in which the subject reports working with, or being exposed to chemicals.
- 10.2.6 Fill in Total Number of Years with exposure to chemicals: \_\_\_\_\_

**10.3 Training**

**10.3.1 In this job, have you received the following training?**

Type of training	Yes=1 no =2	Induction Code = 1	In service Code = 1	Explanation	Post code
Training in health and safety of chemicals					
Training about reading and using labels?					
Training about reading and using SDS?					

**10.3.2 If no to any of the above, ask "Have you ever received....":**

Type of training	Yes=1 no =2
Training in health and safety of chemicals	
Training about reading and using labels?	
Training about reading and using SDS?	

**10.4 Health and Safety Experience**

Put Yes=1 or No=2 in the boxes below:

**10.4.1 Have you ever been a health and safety representative at work?**

**10.4.2 Have you ever served as a shop steward at work?**

**10.4.3 Are you currently a health and safety rep at work?**

**10.4.4 re you currently as a shop steward at work?**

**10.5 Chemical Information Needs**





**10.5.1: If you were to use a chemical in the future, would you use the label on the container to get information about this chemical?**

Yes =1  
No =2  
Don't know =3

If NO, GO TO 10.5.2

**10. 5.1.1 If YES, What information would you use?**



10.6.3 (point to the signal word "DANGEROUS".) What does this word on the label mean to you? Correct=1 , incorrect=2, dk=3

-----

-----

-----

10.6.4 (point to the Hazard statement: " Corrosive to metal and skin ") What does this Hazard statement on the label mean to you? Correct=1 Incorrect=2 Dk=3

-----

-----

-----

### 10.7 Exercise Evaluation

**10.7.1: Do you think this was a valuable exercise? YES=1 NO=2 if YES  
Please explain.**

**10.7.2 What do you think will help you and co-workers understand labels and  
Safety Data Sheets better?**

**10.7.3: Do you have any questions or suggestions ?**

**End Module 10**

**DEBRIEFING:**

*This is the end of our testing exercise.  
Thank you very much for your effort.*

**This has been part of a project to see how labels and Safety Data Sheets can best communicate hazards to people. Your answers will help us to see whether the system we have in place is able to communicate hazard information to workers and other people. We are going to compare how different workers handle the chemicals safely to see whether the labels and Safety Data Sheets are helpful.**

*Your help has been much appreciated. Thank you. We are now finished.*

*Here is your R50.00 for participating. Please kindly sign the form that you have received the money.*

**[Have participant sign the form on the next page. Interviewer must also sign it and date it.]**



---

**Department of Public Health & Primary Health Care**

Faculty of Health Sciences  
Anzio Road  
Observatory 7925  
SOUTH AFRICA  
Telephone: (27 21) 4066306  
Fax: (27 21) 4066163  
Date: February

2003

**Head of Department:** Professor . R. Erlich

-----  
DATE:

Dear Sir/Madam

I ..... acknowledge that I have received R 50,00 for my time in the Hazard Communication research project.





\_\_\_\_\_  
SUBJECT

\_\_\_\_\_  
INTERVIEWER

\_\_\_\_\_  
WITNESS 1

# Annexure 6: Consumer Labels

Label 3.1	Complete label for Saloc = Acetone font arial
Label 3.2	Complete label for Bayetone = Acetone font times new roman
Label 4.1	Korbone with colour: Red
Label 4.2	Saloc with colour: Green
Label 4.3	Bayetone with colour: Yellow
Label 4.4	Gordone with colour: Blue
Label 4.5	Lanim – Signal word Danger; Symbols acute + corrosive
Label 4.6	Lanim - Signal word Danger; Symbols skin irritant + reproductive effect
Label 4.7	Sumam – Signal word Danger; Symbols explosive + oxidising
Label 4.8	Saloc – Signal word Danger; Symbols carcinogen + compressed gas
Label 4.9	Saloc – Signal word danger – identify meaning
Label 4.10	Bayetone – Signal word warning – identify meaning
Label 5.1	Sumam - Skull and crossbones +skin irritant + explosive
Label 5.2	Grayde - Skull and crossbones +Carcinogen + oxidising
Label 5.3	Eclipse - Skull and crossbones +Reproductive + Flammable
Label 5.4	Zenith - Skull and crossbones + compressed gas+Corrosive to metal and skin + environmental hazard
Label 7.1	Pesticide label 1 Endilius
Label 7.2	Pesticide label 2 Zeet
Label 10.1	Zampac: Skull/Xbones; danger +oxidizing + environmental hazard + flammable +explosive +chronic+ acute +corrosive signs

<p><b>Hazard information:</b></p> <p>Keep away from heat and flame.</p> <p>Work in conditions of adequate ventilation.</p> <p>Avoid prolonged or repeated breathing of vapour.</p> <p>Use barrier cream and gloves.</p> <p>Protect from freezing.</p> <p><b>FIRST AID TREATMENT:</b> <b>Eyes:</b> In case of contact, immediately flush eyes or skin with copious amounts of water for at least 15 minutes while removing contaminated clothing and shoes.</p> <p><b>Inhalation:</b> Remove to fresh air. If not breathing, give artificial respiration. If breathing is difficult, give oxygen.</p> <p><b>Ingestion:</b> If swallowed, do not induce vomiting. If</p>	<div data-bbox="582 197 1297 349"><p>MORIARIS Chemicals</p></div> <div data-bbox="635 389 1270 555"><p>SALOC</p></div> <div data-bbox="624 584 804 734"><p>DANGER</p></div> <div data-bbox="895 680 1023 719"><p>Acetone</p></div> <div data-bbox="911 748 1023 801"><p>1 Quart</p></div> <div data-bbox="624 846 1283 987"><p>PACKED BY <b>Modpak</b> 12 Vanguard Drive, Parow Industria Phone: (021) 933-46887</p></div> <div data-bbox="624 999 831 1137"><p>ENVIRONMENTAL HAZARD</p></div> <div data-bbox="1102 999 1283 1137"><p>FLAMMABLE</p></div>
<p>One Quart (32 Fl Oz)</p>	

CONSUMER LABEL 3.2

**Hazard information:**

Keep away from heat and flame.

Work in conditions of adequate ventilation.

Avoid prolonged or repeated breathing of vapour.

Use barrier cream and gloves.

Protect from freezing.

**FIRST AID TREATMENT:**

**Eyes:** In case of contact, immediately flush eyes or skin with copious amounts of water for at least 15 minutes while removing contaminated clothing and shoes.

**Inhalation:** Remove to fresh air. If not breathing, give artificial respiration. If breathing is difficult, give oxygen.

**Ingestion:** If swallowed do not

One Quart  
(32 Fl Oz)



MORIARIS  
Chemicals

**BAYETONE**





Acetone

1 Quart

PACKED BY  
**Modpak**  
12 Vanguard Drive, Parow Industria  
Phone: (021) 933-46887





CONSUMER LABEL 4.1



<p><b>Hazard information:</b></p> <p>Keep away from heat and flame.</p> <p>Work in conditions of adequate ventilation.</p> <p>Avoid prolonged or repeated breathing of vapour.</p> <p>Use barrier cream and gloves.</p> <p>Protect from freezing.</p> <p><b>FIRST AID TREATMENT:</b> <b>Eyes:</b> In case of contact, immediately flush eyes or skin with copious amounts of water for at least 15 minutes while removing contaminated clothing and shoes.</p> <p><b>Inhalation:</b> Remove to fresh air. If not breathing, give artificial respiration. If breathing is difficult, give oxygen.</p> <p><b>Ingestion:</b> If swallowed, do not</p>	<div data-bbox="518 219 1230 353"><p>MORIARIS Chemicals</p></div> <div data-bbox="550 389 1182 551"><p>KORBONE</p></div> <div data-bbox="791 607 911 678"><p>Active IngredientAc etone</p></div> <div data-bbox="799 692 908 745"><p>1 Quart</p></div> <div data-bbox="539 759 1193 931"><p>PACKED BY <b>Modpak</b> 12 Vanguard Drive, Parow Industria Phone: (021) 933-46887</p></div> <div data-bbox="560 947 1023 1099"><p><b>DANGER</b></p></div> <div data-bbox="1054 965 1193 1099"></div>
--	---

In case of emergency call 021 933-46887



CONSUMER LABEL 4.2

<p><b>Hazard information:</b></p> <p>Keep away from heat and flame.</p> <p>Work in conditions of adequate ventilation.</p> <p>Avoid prolonged or repeated breathing of vapour.</p> <p>Use barrier cream and gloves.</p> <p>Protect from freezing.</p> <p><b>FIRST AID TREATMENT:</b> <b>Eyes:</b> In case of contact, immediately flush eyes or skin with copious amounts of water for at least 15 minutes while removing contaminated clothing and shoes.</p> <p><b>Inhalation:</b> Remove to fresh air. If not breathing, give artificial respiration. If breathing is difficult, give oxygen.</p> <p><b>Ingestion:</b> If swallowed, do not</p>	<div data-bbox="523 215 1232 349"><p>MORIARIS Chemicals</p></div> <div data-bbox="558 389 1190 551"><p>SALOC</p></div> <div data-bbox="815 584 924 651"><p>Active ingredient: Acetone</p></div> <div data-bbox="815 696 927 748"><p>1 Quart</p></div> <div data-bbox="539 779 1193 931"><p>PACKED BY <b>Modpak</b> 12 Vanguard Drive, Parow Industria Phone: (021) 933-46887</p></div> <div data-bbox="560 949 1023 1099"><p>DANGER</p></div> <div data-bbox="1054 965 1193 1099"></div>
<p>In case of emergency call 021 933-46887</p>	

CONSUMER LABEL 4.3

<p><b>Hazard information:</b></p> <p>Keep away from heat and flame.</p> <p>Work in conditions of adequate ventilation.</p> <p>Avoid prolonged or repeated breathing of vapour.</p> <p>Use barrier cream and gloves.</p> <p>Protect from freezing.</p> <p><b>FIRST AID TREATMENT:</b> <b>Eyes:</b> In case of contact, immediately flush eyes or skin with copious amounts of water for at least 15 minutes while removing contaminated clothing and shoes.</p> <p><b>Inhalation:</b> Remove to fresh air. If not breathing, give artificial respiration. If breathing is difficult, give oxygen.</p> <p><b>Ingestion:</b> If swallowed, do not</p>	<div data-bbox="523 215 1235 349"><p>MORIARIS Chemicals</p></div> <div data-bbox="552 407 1182 568"><p>BAYETONE</p></div> <div data-bbox="799 595 924 678"><p>Active ingredient Acetone</p></div> <div data-bbox="799 694 911 748"><p>1 Quart</p></div> <div data-bbox="539 777 1193 931"><p>PACKED BY <b>Modpak</b> 12 Vanguard Drive, Parow Industria Phone: (021) 933-46887</p></div> <div data-bbox="560 947 1023 1099"><p>DANGER</p></div> <div data-bbox="1054 965 1193 1099"></div>
<p>In case of emergency call 021 933-46887</p>	

CONSUMER LABEL 4.4

<p><b>Hazard information:</b></p> <p>Keep away from heat and flame.</p> <p>Work in conditions of adequate ventilation.</p> <p>Avoid prolonged or repeated breathing of vapour.</p> <p>Use barrier cream and gloves.</p> <p>Protect from freezing.</p> <p><b>FIRST AID TREATMENT:</b> <b>Eyes:</b> In case of contact, immediately flush eyes or skin with copious amounts of water for at least 15 minutes while removing contaminated clothing and shoes.</p> <p><b>Inhalation:</b> Remove to fresh air. If not breathing, give artificial respiration. If breathing is difficult, give oxygen.</p> <p><b>Ingestion:</b> If swallowed, do not</p>	<div data-bbox="523 212 1236 347"><p>MORIARIS Chemicals</p></div> <div data-bbox="574 392 1204 548"><p>GORDONE</p></div> <div data-bbox="798 571 938 645"><p>Active ingredient Acetone</p></div> <div data-bbox="798 689 909 745"><p>1 Quart</p></div> <div data-bbox="539 757 1193 929"><p>PACKED BY <b>Modpak</b> 12 Vanguard Drive, Parow Industria Phone: (021) 933-46887</p></div> <div data-bbox="593 945 1056 1097"><p>DANGER</p></div> <div data-bbox="1072 945 1209 1079"></div>
<p>In case of emergency call (021) 933-46887</p>	

CONSUMER LABEL 4.5

**Hazard information:**

Keep away from heat and flame.

Work in conditions of adequate ventilation.

Avoid prolonged or repeated breathing of vapour.

Use barrier cream and gloves.

Protect from freezing.

**FIRST AID TREATMENT:**  
**Eyes:** In case of contact, immediately flush eyes or skin with copious amounts of water for at least 15 minutes while removing contaminated clothing and shoes.  
**Inhalation:** Remove to fresh air. If not breathing, give artificial respiration. If breathing is difficult, give oxygen.  
**Ingestion:** If swallowed, do not

In case of an emergency call :  
021 – 933-46887

 **MORIARIS**  
Chemicals

**GORDONE**

Active ingredient  
Acetone

**DANGER**

1 Quart

**PACKED BY**  
**Modpak**  
12 Vanguard Drive, Parow Industria  
Phone : (021) 933-46887

Carcinogenic

CONSUMER LABEL 4.6

**Hazard information:**

Keep away from heat and flame.

Work in conditions of adequate ventilation.

Avoid prolonged or repeated breathing of vapour.

Use barrier cream and gloves.

Protect from freezing.

**FIRST AID TREATMENT:**  
**Eyes:** In case of contact, immediately flush eyes or skin with copious amounts of water for at least 15 minutes while removing contaminated clothing and shoes.  
**Inhalation:** Remove to fresh air. If not breathing, give artificial respiration. If breathing is difficult, give oxygen.  
**Ingestion:** If swallowed, do not

In case of emergency call  
021 – 933-46887



Active ingredient  
Acetone





1 Quart

**DANGER**












PACKED BY  
**Modpak**  
12 Vanguard Drive, Parow Industria  
Phone: (021) 933-46887







CONSUMER LABEL 4.7

<p><b>Hazard information:</b></p> <p>Keep away from heat and flame.</p> <p>Work in conditions of adequate ventilation.</p> <p>Avoid prolonged or repeated breathing of vapour.</p> <p>Use barrier cream and gloves.</p> <p>Protect from freezing.</p> <p><b>FIRST AID TREATMENT:</b> <b>Eyes:</b> In case of contact, immediately flush eyes or skin with copious amounts of water for at least 15 minutes while removing contaminated clothing and shoes.</p> <p><b>Inhalation:</b> Remove to fresh air. If not breathing, give artificial respiration. If breathing is difficult, give oxygen.</p> <p><b>Ingestion:</b> If swallowed, do not</p>	<div data-bbox="523 212 1232 347"><p>MORIARIS Chemicals</p></div> <div data-bbox="561 403 1193 564"><p>SURMAN</p></div> <div data-bbox="566 582 702 667"><p>Active ingredient Acetone</p></div> <div data-bbox="833 609 1177 757"><p>DANGER</p></div> <div data-bbox="577 694 689 743"><p>1 Quart</p></div> <div data-bbox="539 779 1193 929"><p>PACKED BY <b>Modpak</b> 12 Vanguard Drive, Parow Industria Phone: (021) 933-46887</p></div>
<p>In case of emergency call 021-933-46887</p>	<div data-bbox="577 952 730 1097"></div> <div data-bbox="801 952 970 1097"></div> <div data-bbox="1040 952 1209 1097"></div>

CONSUMER LABEL 4.8

<b>Hazard information:</b>  Keep away from heat and flame.  Work in conditions of adequate ventilation.  Avoid prolonged or repeated breathing of vapour.  Use barrier cream and gloves.  Protect from freezing.  <b>FIRST AID TREATMENT:</b> <b>Eyes:</b> In case of contact, immediately flush eyes or skin with copious amounts of water for at least 15 minutes while removing contaminated clothing and shoes.  <b>Inhalation:</b> Remove to fresh air. If not breathing, give artificial respiration. If breathing is difficult, give oxygen.  <b>Ingestion:</b> If swallowed, do not	    <table border="1"><tr><td>Active ingredient Acetone</td><td rowspan="2"><b>DANGER</b></td></tr><tr><td><b>1 Quart</b></td></tr></table> <table border="1"><tr><td><b>PACKED BY</b> <b>Modpak</b> 12 Vanguard Drive, Parow Industria Phone: (021) 933-46887</td></tr></table> <table border="1"><tr><td> Reproductive</td><td> Skin Irritant</td><td></td></tr></table>	Active ingredient Acetone	<b>DANGER</b>	<b>1 Quart</b>	<b>PACKED BY</b> <b>Modpak</b> 12 Vanguard Drive, Parow Industria Phone: (021) 933-46887	 Reproductive	 Skin Irritant	
	Active ingredient Acetone	<b>DANGER</b>						
<b>1 Quart</b>								
<b>PACKED BY</b> <b>Modpak</b> 12 Vanguard Drive, Parow Industria Phone: (021) 933-46887								
 Reproductive	 Skin Irritant							
In case of emergency call 021 – 933-46887								

CONSUMER LABEL 4.9

<p><b>Hazard information:</b></p> <p>Keep away from heat and flame.</p> <p>Work in conditions of adequate ventilation.</p> <p>Avoid prolonged or repeated breathing of vapour.</p> <p>Use barrier cream and gloves.</p> <p>Protect from freezing.</p> <p><b>FIRST AID TREATMENT:</b> <b>Eyes:</b> In case of contact, immediately flush eyes or skin with copious amounts of water for at least 15 minutes while removing contaminated clothing and shoes.</p> <p><b>Inhalation:</b> Remove to fresh air. If not breathing, give artificial respiration. If breathing is difficult, give oxygen.</p> <p><b>Ingestion:</b> If swallowed do not</p>	<div data-bbox="619 197 1326 344"><p>MORIARIS Chemicals</p></div> <div data-bbox="671 387 1302 546"><p>BAYETONE</p></div> <div data-bbox="660 573 837 723"><p>WARNING</p></div> <div data-bbox="933 669 1056 710"><p>Acetone</p></div> <div data-bbox="946 736 1056 790"><p>1 Quart</p></div> <div data-bbox="660 831 1316 969"><p>PACKED BY <b>Modpak</b> 12 Vanguard Drive, Parow Industria Phone: (021) 933-46887</p></div> <div data-bbox="660 981 865 1117"><p>ENVIRONMENTAL HAZARD</p></div> <div data-bbox="1136 981 1316 1117"><p>FLAMMABLE</p></div> <div data-bbox="400 1077 592 1128"><p>One Quart (32 Fl Oz)</p></div>
---	---