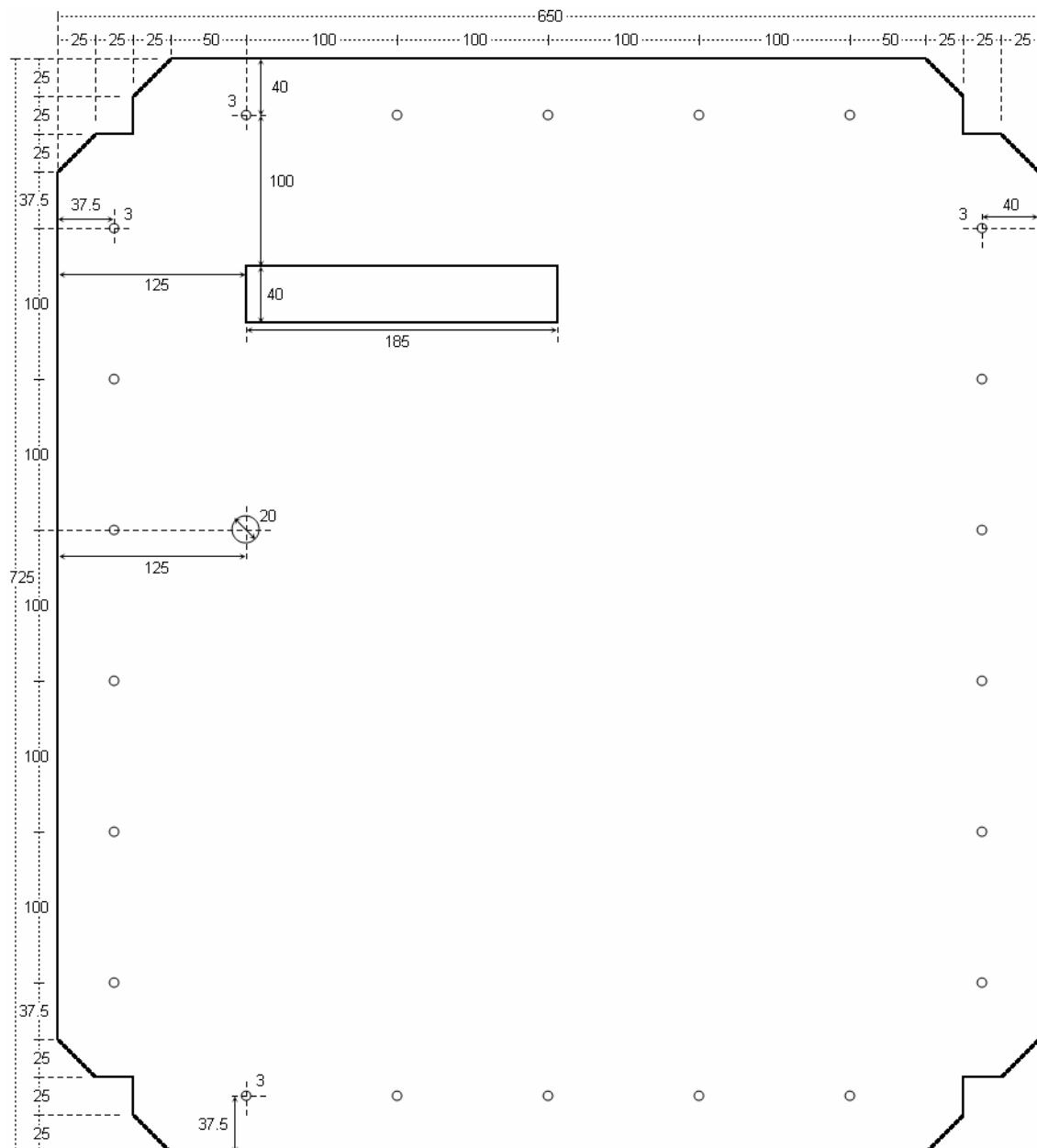


Annexure A

PRODUCT DESCRIPTIONS

Sample Drawing of Door Cut-Out



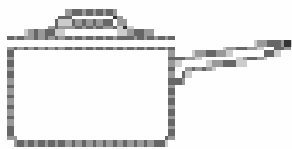
Sample of Typical Gastronorm Containers / Food Pans

Designation	Size	Depth
	<i>(mm x mm)</i>	<i>(mm)</i>
Full (1/1)	530 X 325	20, 40, 65, 100, 150, 200
Half (1/2)	325 X 265	20, 40, 65, 100, 150, 200
Third (1/3)	325 X 175	20, 40, 65, 100, 150, 200

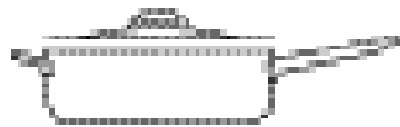


Sample Drawings of Holloware Profiles


Product	Material	Quantity	Size	Gauge	Size	Gauge
	(type)	(units)	(inch)	(SWG)	(mm)	
Sauté pan	304	1,500	6" x 2½"	22	150 x 65	1.2
Sauce pan	304	1,500	7" x 3"	22	175 x 75	1.2
Stock pot	304	1,500	10" x 4½"	22	250 x 115	1.2



Saucepan



Saute Pan



Stock Pot

